

Backrails

Backrail

32 H × 12.7 mm D section.
Load capacity 25 kg.

600 mm bay E4006

WTS White sand

BKS Black sand

Quantity	Saving	Each inc GST
1-9	–	\$23.00
10-49	12%	\$20.25
50+	24%	\$17.50

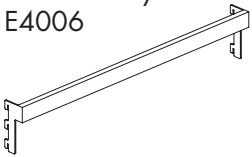
Reward pricing Each inc GST
G \$17.50 **S** \$20.25

CH Chrome

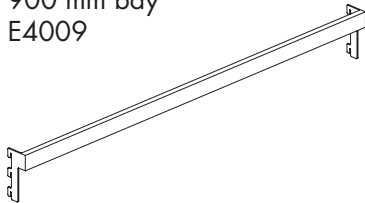
1-9	–	\$28.70
10-49	13%	\$24.70
50+	28%	\$20.65

Reward pricing Each inc GST
G \$20.65 **S** \$24.70

600 mm bay
E4006



900 mm bay
E4009



900 mm bay E4009

WTS White sand

BKS Black sand

Quantity	Saving	Each inc GST
1-9	–	\$25.00
10-49	11%	\$22.30
50+	22%	\$19.55

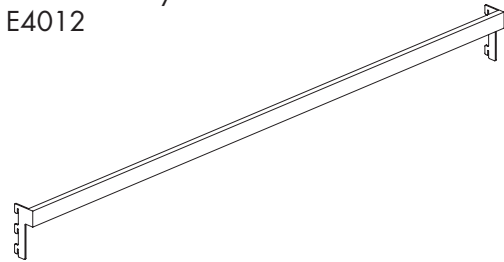
Reward pricing Each inc GST
G \$19.55 **S** \$22.30

CH Chrome

1-9	–	\$30.85
10-49	11%	\$27.35
50+	22%	\$23.80

Reward pricing Each inc GST
G \$23.80 **S** \$27.35

1200 mm bay
E4012



1200 mm bay E4012

WTS White sand

BKS Black sand

Quantity	Saving	Each inc GST
1-9	–	\$27.00
10-49	10%	\$24.35
50+	20%	\$21.70

Reward pricing Each inc GST
G \$21.70 **S** \$24.35

CH Chrome

1-9	–	\$34.60
10-49	11%	\$30.50
50+	23%	\$26.35

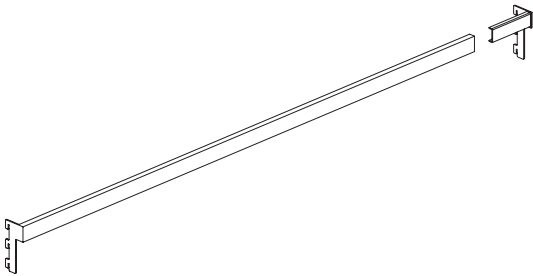
Reward pricing Each inc GST
G \$26.35 **S** \$30.50

Backrails

Adjustable backrail

E4112

32 H x 12.7 mm D section.
Maximum 1200 mm bay.
Designed to be cut to size.
Load capacity 25 kg.



WTS White sand

BKS Black sand

Quantity	Saving	Each inc GST
1-9	-	\$29.00
10-49	13%	\$25.15
50+	27%	\$21.25

Reward pricing Each inc GST

G \$21.25 **S** \$25.15

CH Chrome

1-9	-	\$34.60
10-49	11%	\$30.70
50+	22%	\$26.80

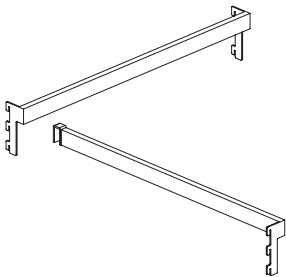
Reward pricing Each inc GST

G \$26.80 **S** \$30.70

Corner backrail set 600 x 600 mm bay

E41066

32 H x 12.7 mm D section.
For 600 x 600 mm bay.
Load capacity 25 kg.



WTS White sand

BKS Black sand

1-9	-	\$22.00
10-49	8%	\$20.20
50+	17%	\$18.35

Reward pricing Each inc GST

G \$18.35 **S** \$20.20

CH Chrome

1-9	-	\$25.95
10-49	7%	\$23.90
50+	15%	\$21.80

Reward pricing Each inc GST

G \$21.80 **S** \$23.90